








Steps in the Application of Scenario 13

1	Avatar of player begins front of the engine room.	
2	Player goes to ECR alarm computer panel	
3	Read messages about alarm on ECR alarm computer panel	
4	Press Acknowledge button on the keyboard	
5	Go to bottom platform near main compressor	
6	Go to bottom floor in Air compressor control cabinet	
7	Switch main compressor off	

8	Go to main compressor and cut off the valves	
9	Finished Scenario	